

# SKNa 47



## Stud Diode

## Avalanche Diode

### SKNa 47

#### Publish Data

#### Features


- Avalanche type reverse characteristic
- Reverse voltages up to 5000 V
- Hermetic metal case with ceramic insulator and extra long creepage distances
- Threaded stud ISO M8
- Cooling via heatsinks
- SKN: Anode to stud

#### Typical Applications\*

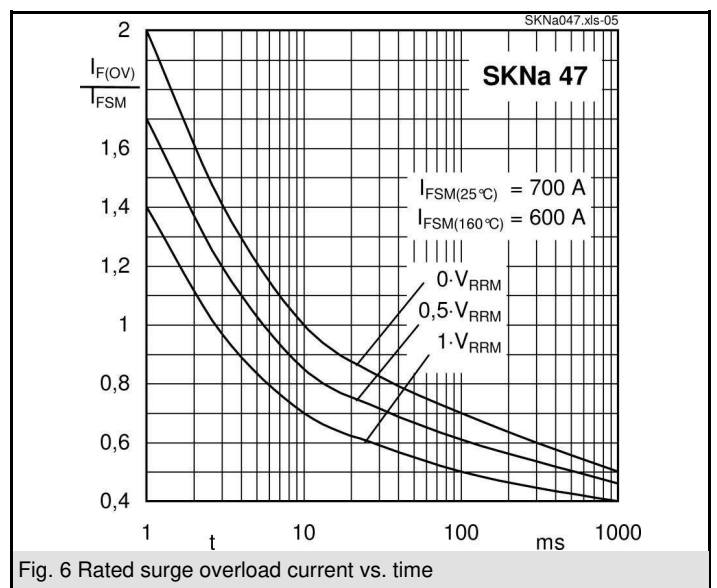
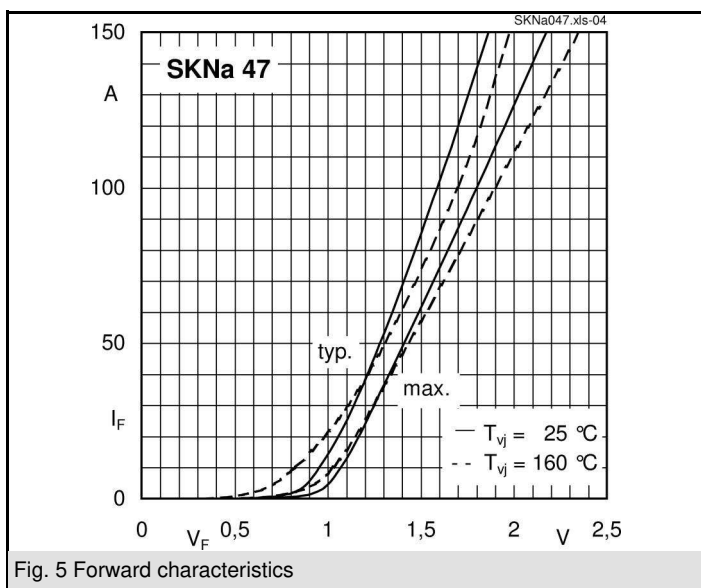
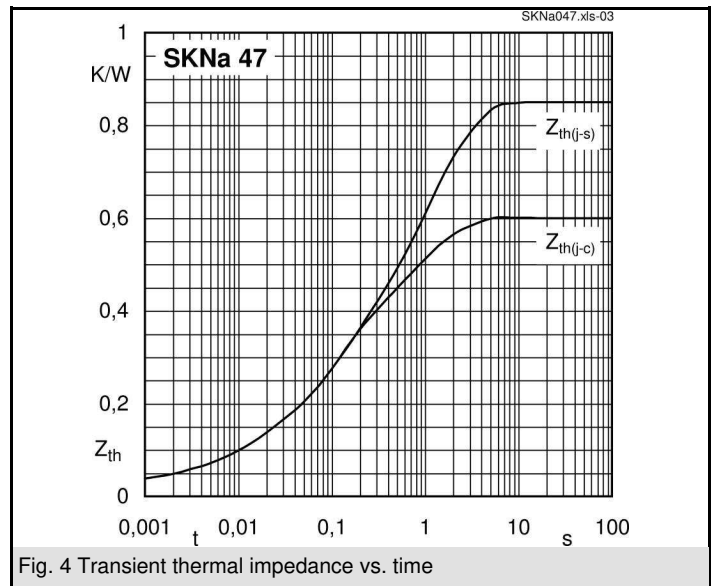
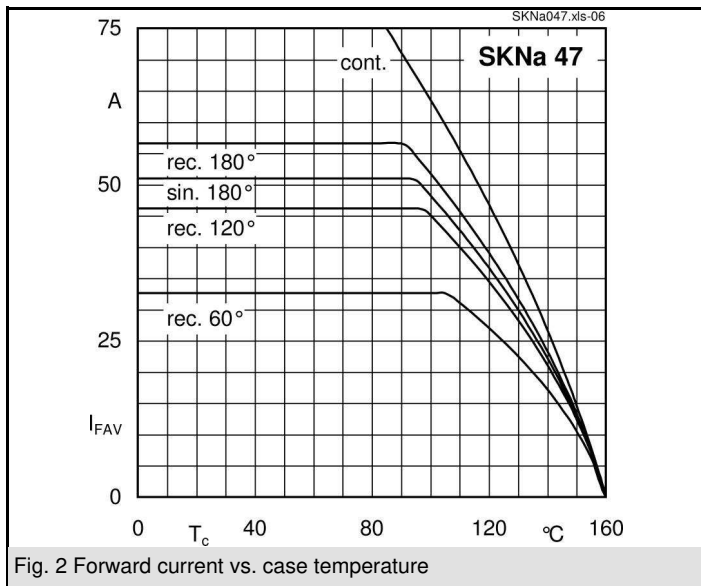
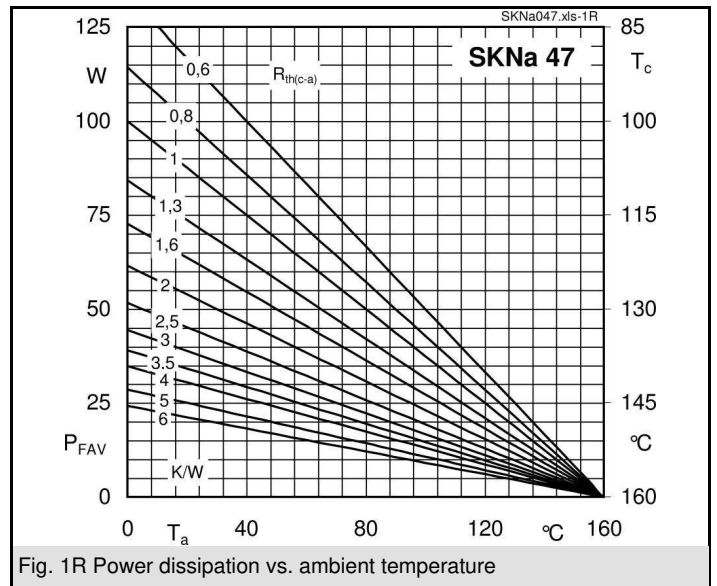
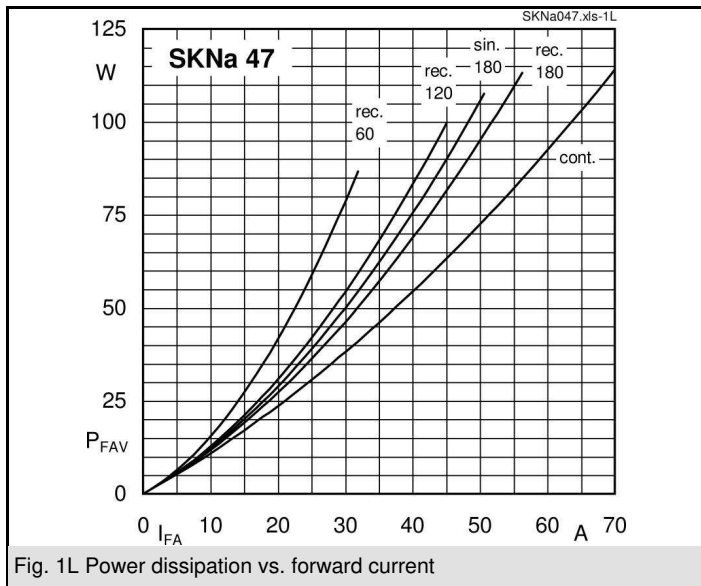
- High voltage rectifier diode for heavy duty applications
- Series connections for high voltage equipments like dust precipitators and high voltage power supplies
- Non-controllable and half-controllable rectifiers
- Free-wheeling diodes

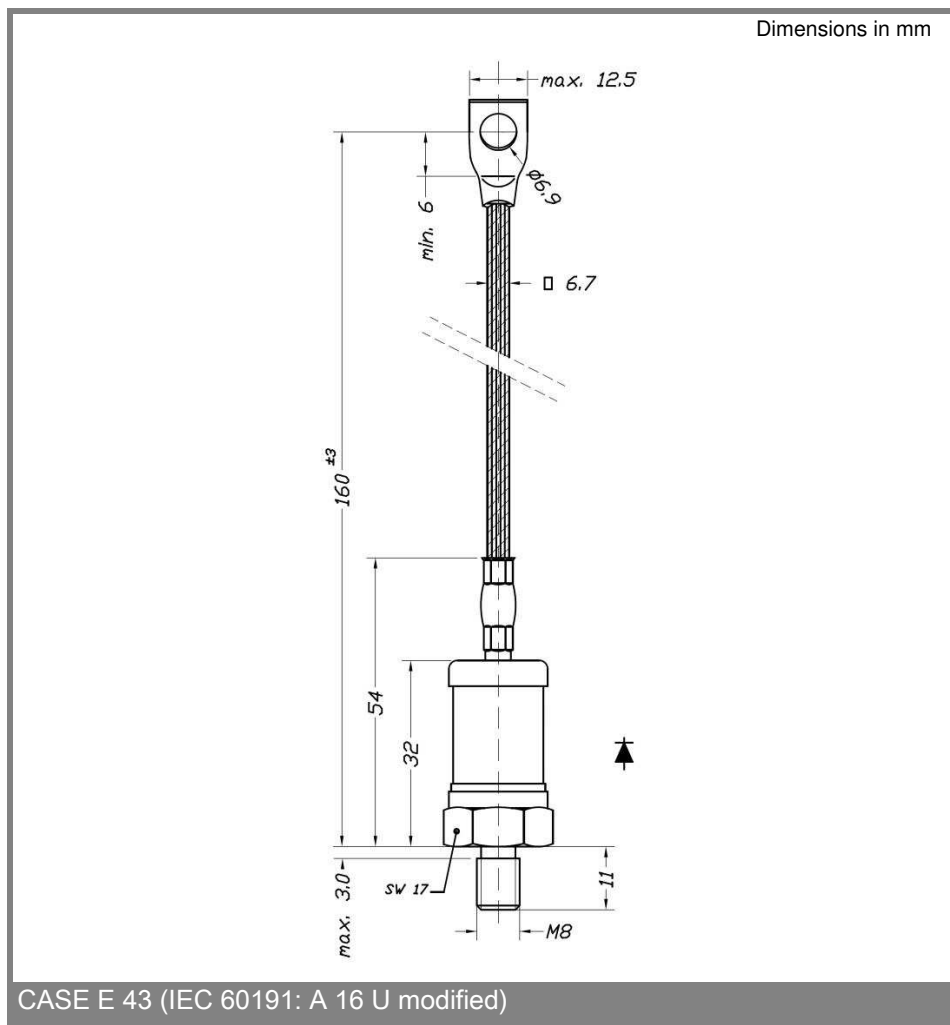
$V_{(BR)min}$	$I_{FRMS} = 80 \text{ A}$ (maximum value for continuous operation)	$C_{max}$	$R_{min}$
V	$I_{FAV} = 45 \text{ A}$ (sin. 180; $T_c = 106 \text{ }^\circ\text{C}$ )	$\mu\text{F}$	$\Omega$
3600	SKNa 47/36		
4000	SKNa 47/40		
4200	SKNa 47/42		
4500	SKNa 47/45		
4600	SKNa 47/46		
4800	SKNa 47/48		
5000	SKNa 47/50		

Symbol	Conditions	Values	Units
$I_{FAV}$	sin. 180 ; $T_c = 96$ (106) $^\circ\text{C}$	50 (45)	A
$I_D$	K 5; $T_a = 45 \text{ }^\circ\text{C}$ ; B2 / B6	32 / 47	A
	K 1,1; $T_a = 45 \text{ }^\circ\text{C}$ ; B2 / B6	68 / 96	A
$I_{FSM}$	$T_{vj} = 25 \text{ }^\circ\text{C}$ ; 10 ms	700	A
	$T_{vj} = 160 \text{ }^\circ\text{C}$ ; 10 ms	600	A
$i^2t$	$T_{vj} = 25 \text{ }^\circ\text{C}$ ; 8,3 ... 10 ms	2500	$\text{A}^2\text{s}$
	$T_{vj} = 160 \text{ }^\circ\text{C}$ ; 8,3 ... 10 ms	1800	$\text{A}^2\text{s}$
$V_F$	$T_{vj} = 25 \text{ }^\circ\text{C}$ ; $I_F = 100 \text{ A}$	max. 1,8	V
$V_{(TO)}$	$T_{vj} = 150 \text{ }^\circ\text{C}$	max. 1	V
$r_T$	$T_{vj} = 150 \text{ }^\circ\text{C}$	max. 9	$\text{m}\Omega$
$I_{RD}$	$T_{vj} = 25 \text{ }^\circ\text{C}$ ; $V_{RD} = V_{(BR)min}$	max. 600	$\mu\text{A}$
	$T_{vj} = 160 \text{ }^\circ\text{C}$ ; $V_{RD} = V_{(BR)min}$	max. 10	$\text{mA}$
$P_{RSM}$	$T_{vj} = 160 \text{ }^\circ\text{C}$ ; $t_p = 10 \mu\text{s}$	20	$\text{kW}$
$R_{th(j-c)}$		0,6	$\text{K/W}$
$R_{th(c-s)}$		0,25	$\text{K/W}$
$T_{vj}$		- 40 ... + 160	$^\circ\text{C}$
$T_{stg}$		- 40 ... + 160	$^\circ\text{C}$
$V_{isol}$		-	V~
$M_s$	to heatsink	4	Nm
		35	lb.in.
a		5 * 9,81	$\text{m/s}^2$
m	approx.	45	g
Case		E 43	



SKN





\* The specifications of our components may not be considered as an assurance of component characteristics. Components have to be tested for the respective application. Adjustments may be necessary. The use of SEMIKRON products in life support appliances and systems is subject to prior specification and written approval by SEMIKRON. We therefore strongly recommend prior consultation of our personal.